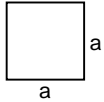
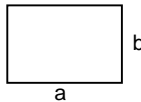
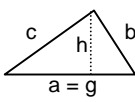
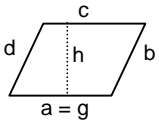
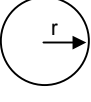
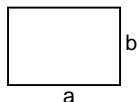
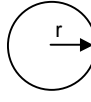
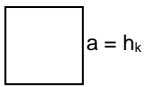




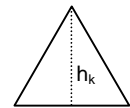
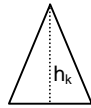


# Körper und Flächen und Strecken – Ergänze die Tabelle!

<b>Das ist der Grundriss des Körpers</b>							
<b>So sieht der Körper von der Seite aus</b>							
<b>Die Grundfläche heißt</b>							
<b>Formel für die Grundfläche G</b>							
<b>Formel für den Umfang</b> (nicht lernen → nachdenken!)							
<b>So heißt der Körper</b>							
<b>Formel für das Volumen</b>							
<b>Formel für die Mantelfläche M</b> (die man abrollen kann)						<b>Bei Flächen und Körpern gilt immer:</b> <ol style="list-style-type: none"> <li>1. Nachdenken</li> <li>2. Skizze</li> <li>3. Formel</li> <li>4. Rechnen</li> </ol>	
<b>Formel für die Oberfläche O</b>							